SPRINGFAST

PRODUCT CATALOGUE

SPRINGFAST LTD

Manufacturers of Spring Steel Fasteners

SPRINGFAST

Welcome to the Springfast Product Catalogue

Introduction

In the following pages you will find information regarding the products and service provided by Springfast. With our extensive range and unrivalled expertise you can be assured of finding the best solution to your fastening requirements.

At Springfast we believe in offering a complete service and can undertake all stages of production, from design of hand made prototypes through to tool manufacture and full production runs.

Company Profile

Established in 1979 Springfast Limited has become synonymous with the manufacture and distribution of high quality spring steel fasteners.

Springfast is a market leader in the field of industrial fasteners and pressings and produces high quality precision components to ISO 9001 standards from ferrous and non-ferrous materials.

From our Head Office in Gloucester we are able to provide national and international coverage for all our products and services, including delivery of ex-stock parts and technical support.

We are proud of our customer service record and our experienced management team is dedicated to customer satisfaction.

Call us now on 01452 416688 and find out how Springfast can provide you with an effective solution to your fastening needs.

Product Design and Development

As part of our comprehensive design and pre-production sample service, our experienced engineers are able to advise on the most suitable fastener for specific applications and even produce hand made samples for evaluation.

Up to the minute CAD/CAM technology enables us to produce such samples in house, in a very short space of time for customer approval before production runs commence.



SPRINGFAST



Manufacturing

Producing more than 1 million components per week at our main production plant in Gloucester, we are able to closely monitor the quality of our products.

Combined with the procedures of our ISO9001 registration we can produce components of the highest quality and ensure total customer satisfaction.

Contents

Pivi Clamp	02
U Type Nuts	04
J Type Nuts	08
Prevailing Torque Nuts	09
Expansion Nuts	09
Flat Type Nuts	10
Cage Type Nuts	11
Edge Clips	11
Push on Fixes	12
Cable Clips	13
Specials	13
Cage Nut Feature	14
Technical Data	16
How to find us	17

Manufacturers of the Revolutionary

Pivi® CLAMP

See Pages 2-3

SPRINGFAST

Pivi®

The Revolutionary Pivi Sink Clamp

Application of the Pivi Clamp

The unique patented pivot action ensures the quick and simple application of the sink into the worktop.



Step 1
Affix Pivi Clamps securely to sink unit before insertion into worktop

Step 2
Retract Pivi Clamps and insert sink unit into worktop



Step 3
Return Pivi Clamps to fixing position and secure sink unit to worktop



Step 4
A quick and efficiently secured sink unit

SPRINGFAST

The Unique Pivi Clamp

Springfast manufactures a wide range of domestic sink clamps. With the introduction of this well engineered clamp Springfast has solved the problems encountered by kitchen fitters world wide.

The patented Pivi Clamp can be supplied from stock or manufactured to your individual requirements.

With ISO9001 certification, our customers know that their components will be manufactured and delivered to the highest standards.

The benefits of the Pivi Clamp include:

- Quick and easy to use
- Lightweight and reliable
- No expensive installation equipment
- No skilled labour needed

The Pivi Clamp may be the first contact you have with Springfast but having experienced the service that comes with quality craftsmanship, we are confident that you will be pleased with other products in our range.

Pivi Clamp Variations

Since the launch of the Pivi Clamp Springfast has manufactured numerous variants.

The two main components used in each clamp are fully interchangeable and can provide over 400 model variations. These models are compatible with all existing sinks and worktop thickness including stainless steel and composite sinks.

Pivi Clamp Samples

Our sophisticated computer aided design and manufacturing system enables us to provide hand made samples to a high specification.

Full prototype sample reports are provided and any customer modifications can be made before they are approved.

Our qualified team are always available to answer any queries and offer on site technical advice.



U Type Nuts

'U' nuts provide a secure, vibration proof attachment and remain firmly attached to the panel. The design incorporates sufficient 'float' to allow for any misalignment of panels. Assembled by snapping over edge of the panel. Available with 'prong' type thread form as standard or 'helical' thread form for high torque application. Also available with earthing barbs to provide greater retention or an electrical earthing capability.

SPRINGFAST

Data

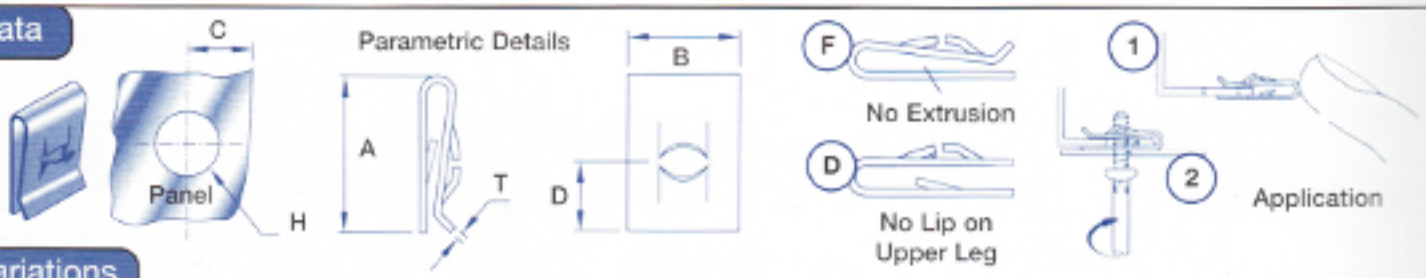

Variations

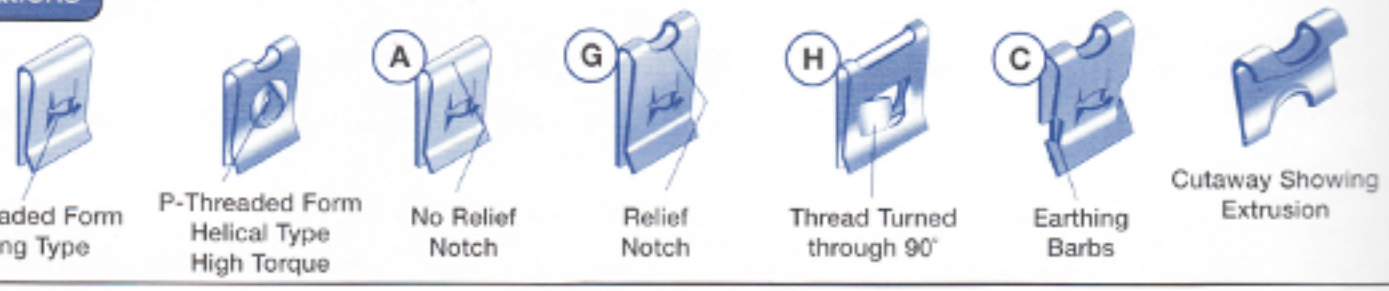

Part Number	Screw Size	A Length	B Width	C Panel Dim	D	T Thickness	H Panel Hole	Panel Range	Design Variation
UT4/01G	No4	11.1mm	8.0mm	4.8mm	5.1mm	.50mm	4.8mm	.61-.71mm	G Relief Notch
		.437"	.315"	.190"	.200"	.020"	.190"	.024-.028"	
UT4/01A	No4	11.1mm	8.0mm	4.8mm	5.1mm	.50mm	4.8mm	.61-.71mm	A No Relief Notch
		.437"	.315"	.190"	.200"	.020"	.190"	.024-.028"	
UT4/02G	No4	11.1mm	8.0mm	4.8mm	5.1mm	.50mm	4.8mm	.71-1.2mm	G Relief Notch
		.437"	.315"	.190"	.200"	.020"	.190"	.028-.047"	
UT4/02A	No4	11.1mm	8.0mm	4.8mm	5.1mm	.50mm	4.8mm	.71-1.2mm	A No Relief Notch
		.437"	.315"	.190"	.200"	.020"	.190"	.028-047"	
UT6/01G	No6	16.3mm	11.1mm	6.7mm	7.9mm	.56mm	6.9mm	0-.6mm	G Relief Notch
		.642"	.437"	.264"	.311"	.022"	.271"	0-.025"	
UT6/01FG	No6	16.3mm	11.1mm	6.7mm	7.9mm	.56mm	6.9mm	.71-1.6mm	FG Relief Notch with no Extrusion
		.642"	.437"	.264"	.311"	.022"	.271"	.028-.03"	
UT6/02G	No6	17.5mm	11.1mm	6.7mm	7.9mm	.56mm	6.9mm	2.5-2.8mm	G Relief Notch
		.689"	.437"	.264"	.311"	.022"	.271"	.098-110"	

SPRINGFAST

For more technical data please ring 01452 416688 or email: enquiries@springfast.co.uk

SPRINGFAST

'U' nuts provide a secure, vibration proof attachment and remain firmly attached to the panel. The design incorporates sufficient 'float' to allow for any misalignment of panels. Assembled by snapping over edge of the panel. Available with 'prong' type thread form as standard or 'helical' thread form for high torque application. Also available with earthing barbs to provide greater retention or an electrical earthing capability.

U Type Nuts

Part Number	Screw Size	A Length	B Width	C Panel Dim		T Thickness	H Panel Hole	Panel Range	Design Variation
UP6/01G	No6	16.3 mm	11.1 mm	6.7 mm	7.9 mm	.56 mm	6.9 mm	.71-1.6 mm	G Relief Notch
		.642"	.437"	.264"	.311"	.022"	.271"	.028-.063"	
UP6/03G	No6	11.7 mm	8.0 mm	5.5 mm	4.8 mm	.56 mm	5.2 mm	.71-1.6 mm	G Relief Notch
		.460"	.315"	.216"	.190"	.022"	.204"	.028-063"	
UP6/03GC	No6	11.7 mm	8.0 mm	5.5 mm	4.8 mm	.56mm	5.2 mm	.71-1.6 mm	GC Relief Notch with Earthing Barbs
		.460"	.315"	.216"	.190"	.022"	.204"	.028-063"	
UP6/07G	No6	11.7 mm	8.0 mm	5.5 mm	4.8 mm	.56 mm	5.2 mm	.71-1.6 mm	G Relief Notch
		.460"	.315"	.216"	.190"	.022"	.204"	.028-063"	
UP6/09A	No6	10.0 mm	8.0 mm	3.5 mm	4.8 mm	.50 mm	4.0 mm	.91-1.2mm	A No Relief Notch
		.394"	.437"	.264"	.375"	.022"	.271"	.028-.047"	
UP6/11A	No6	10.0 mm	8.0 mm	3.5 mm	4.8 mm	.50 mm	4.0 mm	.46-.81mm	A No Relief Notch
		.394"	.315"	.138"	.190"	.20"	.157"	.018-.032"	
UP6/12AF	No6	9.5 mm	8.0 mm	3.3 mm	4.8 mm	.50 mm	4.0 mm	1.98-2.1 mm	AF No Relief Notch with no Extrusion
		.375"	.315"	.130"	.190"	.020"	.157"	.078-.082"	
UT8/01G	No8	16.3 mm	11.1 mm	6.7 mm	8.0 mm	.61 mm	7.2 mm	0-.6 mm	G Relief Notch
		.642"	.437"	.264"	.315"	.024"	.283"	0-.025"	
UT8/01GC	No8	16.3 mm	11.1 mm	6.7 mm	8.0 mm	.61 mm	7.2 mm	.71-1.6 mm	GH Relief Notch & Thread Turned 90°
		.642"	.437"	.264"	.315"	.024"	.283"	.028-.063"	
UT8/02G	No8	13.9 mm	12.7 mm	5.6 mm	6.3 mm	.61 mm	7.2 mm	0-.6 mm	GH Relief Notch & Thread Turned 90°
		.547"	.500"	.220"	.248"	.024"	.283"	0-.025"	
UT8/03G	No8	13.9 mm	12.7 mm	5.6 mm	6.3 mm	.61 mm	7.2 mm	1.2-1.6 mm	GH Relief Notch & Thread Turned 90°
		.547"	.5002	.220"	.248"	.024"	.283"	.047-.063"	

U Type Nuts

'U' nuts provide a secure, vibration proof attachment and remain firmly attached to the panel. The design incorporates sufficient 'float' to allow for any misalignment of panels. Assembled by snapping over edge of panel. Available with 'prong' type thread form as standard or 'helical' thread form for high torque application. Also available with earthing barbs to provide greater retention or an electrical earthing capability.

SPRINGFAST

Part Number	A Screw Size	B Length	C Width	Panel Dim		T Thickness	H Panel Hole	Panel Range	Design Variation
UT8/04G	No8	16.3mm	11.1mm	6.7mm	8.0mm	.61mm	7.2mm	2.3-2.7mm	G Relief Notch
		.642"	.437"	.264"	.315"	.024"	.283"	.090-106"	
UT8/07G	No8	24.4mm	11.1mm	14.3mm	8.0mm	.61mm	7.2mm	.71-1.6mm	G Relief Notch
		.960"	.437"	.563"	.315"	.024"	.283"	.028-.063"	
UT8/11GC	No8	16.3mm	11.1mm	6.7mm	8.0mm	.61mm	7.2mm	.71-1.6mm	GC Relief Notch with Earthing Barbs
		.642"	.437"	.264"	.315"	.024"	.283"	.028-.063"	
UT8/13G	No8	15.2mm	14.3mm	8.0mm	5.7mm	.61mm	6.35mm	.81-1.8mm	G Relief Notch & Thread Turned 90°
		.598"	.563"	.315"	.225"	.024"	.250"	.032-.71"	
UT8/15AF	No8	23mm	11.1mm	13.5mm	8.0mm	.71mm	5.6mm	3.56-4.16mm	AF No Relief Notch with No Extrusion
		.905"	.437"	.531"	.315"	.028"	.220"	.140-.164"	
UP8/02G	No8	13.9mm	12.7mm	5.6mm	6.3mm	.61mm	7.2mm	.56-1.2mm	G Relief Notch
		.547"	.500"	.220"	.248"	.024"	.238"	.022-.047"	
UP8/02GC	No8	13.9mm	12.7mm	5.6mm	6.3mm	.61mm	7.2mm	.56-1.2mm	GC Relief Notch with Earthing Barbs
		.547"	.500"	.220"	.248"	.024"	.283"	.022-.047"	
UP8/03G	No8	13.9mm	12.7mm	5.6mm	6.3mm	.61mm	7.2mm	1.2-1.6mm	G Relief Notch
		.547"	.500"	.220"	.248"	.024"	.283"	.047-.063"	
UP8/06GC	No8	17.1mm	12.7mm	7.9mm	6.4mm	.61mm	7.2mm	.71-1.6mm	GC Relief Notch with Earthing Barbs
		.6731	.500"	.311"	.252"	.024"	.283"	.028-.063"	
UP8/12G	No8	11.7mm	8.0mm	5.5mm	4.8mm	.50mm	6.5mm	.91-.1.2mm	G Relief Notch
		.461"	.315"	.216"	.190"	.020"	.256"	.036-.047"	
UT10/01A	No10	19.9mm	12.7mm	8.0mm	9.5mm	.71mm	8.0mm	.91-2.0mm	A No Relief Notch
		.783"	.500"	.315"	.375"	.028"	.215"	.036-.079"	

SPRINGFAST

For more technical data please ring 01452 416688 or email: enquiries@springfast.co.uk

SPRINGFAST

'U' nuts provide a secure, vibration proof attachment and remain firmly attached to the panel. The design incorporates sufficient 'float' to allow for any misalignment of panels. Assembled by snapping over edge of panel. Available with 'prong' type thread form as standard or 'helical' thread form for high torque application. Also available with earthing barbs to provide greater retention or an electrical earthing capability.

U Type Nuts

Part Number	A Screw Size	B Length	C Width	Panel Dim		T Thickness	H Panel Hole	Panel Range	Design Variation
UP14/01G	No14	21.0mm	14.0mm	11.5mm	8.5mm	.71mm	10.0mm	.91-2.64mm	G Relief Notch
		.827"	.551"	.453"	.335"	.028"	.394"	.036-.104"	
UT12/01G	No12	26.3mm	15.1mm	11.1mm	12.3mm	.82mm	10.0mm	.091-2.6mm	G Relief Notch
		1.034"	.594"	.437"	.484"	.032"	.394"	.036-.102"	
UT12/02FG	No12	29.8mm	15.1mm	14.3mm	12.3mm	.82mm	7.2mm	.91-2.6mm	FG Relief Notch with No Extrusion
		1.173"	.594"	.563"	.483"	.032"	.283"	.036-.102"	
UTM4/01G	M4x.7	16.3mm	11.1mm	6.7mm	8.0mm	.41mm	7.2mm	.71-1.62mm	G Relief Notch
		.642"	.437"	.264"	.315"	.016"	.283"	.028-064"	
UTM5/02A	M5x .8	21.9mm	11.1mm	12.0mm	9.0mm	.41mm	8.0mm	2.03mm	A No Relief Notch
		.862"	.437"	.472"	.354"	.016"	.315"	.080"	
UPM5/01G	M5x.8	19.9mm	11.9mm	8.0mm	9.5mm	.41mm	8.0mm	.79-1.73mm	G Relief Notch
		.783"	.470"	.315"	.375"	.016"	.315"	.031-.068"	
PM6/01G	M6X1.0	21.1mm	14.0mm	10.29mm	8.7mm	.56mm	10.0mm	.91-2.64mm	G Relief Notch
		.830"	.551"	.405"	.342"	.022"	.394"	.036-.104"	
UTB6/01A	6BA	11.1mm	8.0mm	4.8mm	5.1mm	.27mm	4.8mm	.46-1.0mm	A No Relief Notch
		.437"	.315"	.190"	.200"	.010"	.190"	.018-.040"	
UTB2/01A	2BA	19.9mm	12.7mm	8.0mm	9.6mm	.41mm	8.0mm	.91-2.1mm	A No Relief Notch
		.783"	.500"	.315"	.378"	.0162	.315"	.036-.082"	
UTW3.16/01A	3/16"	19.9mm	12.7mm	8.0mm	9.6 m	.56mm	8.0mm	.91-2.1mm	A No Relief Notch
		.783"	.500"	.315"	.378"	.022"	.315"	.036-.082"	
UPW3.16/02GC	3/16"	17.1mm	12.7mm	7.9mm	6.4mm	.56mm	7.9mm	.71-1.6mm	GC Relief Notch with Earthing Barbs
		.673"	.500"	.311"	.252"	.022"	.311"	.028-.063"	

J Type Nuts

'J' nuts provide a secure, vibration proof attachment and remain firmly attached to the panel. The design incorporates sufficient 'float' to allow for any misalignment of panels. Assembled by snapping over edge of the panel. Available with 'prong' type thread form as standard or 'helical' thread form for high torque application. Also available with earthing barbs to provide greater retention or an electrical earthing capability.

SPRINGFAST

Data

Parametric Details

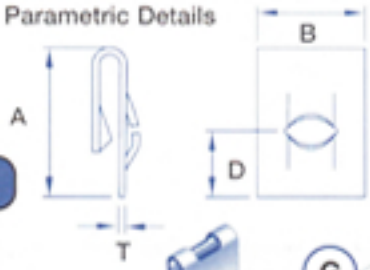

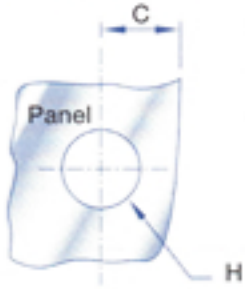

Application

Cutaway Showing Extrusion

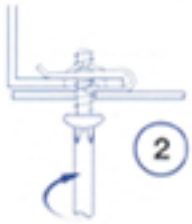

Cutaway Showing Swaged Details

Lip on Upper Leg

Variations

T-Threaded Form Prong Type

P-Threaded Form Helical Type High Torque

Relief Notch

No Lip on Upper Leg

Part Number	A Screw Size	B Length	C Width	Panel Dim		T Thickness	H Panel Hole	Panel Range	Design Variation
JT6/01DG	No6	16.8mm	11.1mm	7.14mm	7.9mm	.56mm	5.94mm	.61-1.02mm	DG Relief Notch With no Lip on Upper Leg
		.661"	.437"	.281"	.311"	.022"	.234"	.024-.040"	
JT6/02DG	No6	16.5mm	11.1mm	7.14mm	7.9mm	.56mm	5.94 m	1.22-1.63mm	DG Relief Notch With no Lip on Upper Leg
		.650"	.437"	.281"	.311"	.022"	.234"	.048-.064"	
JT8/01DG	No8	16.8mm	11.1mm	7.14mm	7.9mm	.61mm	7.14mm	.71-1.22mm	DG Relief Notch With no Lip on Upper Leg
		.661"	.437"	.281"	.311"	.024"	.281"	.028-048"	
JT8/02DG	No8	16.5mm	11.1mm	7.14mm	7.9mm	.61mm	7.14mm	1.42-1.83mm	DG Relief Notch With no Lip on Upper Leg
		.650"	.437"	.281"	.311"	.024"	.281"	.056-.072"	
JT10/01DG	No10	19.8mm	12.7mm	8.74mm	9.4mm	.71mm	7.92mm	.71-1.22mm	DG Relief Notch With no Lip on Upper Leg
		.780"	.500"	.344"	.370"	.028"	.312"	.028-.048"	
JT10/02DG	No10	19.6mm	12.7mm	8.74mm	9.4mm	.71mm	7.92mm	1.42-2.03mm	DG Relief Notch With no Lip on Upper Leg
		.771"	.500"	.344"	.370"	.028"	.312"	.056-.080"	
JT12/01DG	No12	25.4mm	15.1mm	11.1mm	11.1mm	.81mm	9.5mm	.91-1.62mm	DG Relief Notch With no Lip on Upper Leg
		1.000"	.594"	.437"	.437"	.031"	.375"	.036-064"	
JT12/02DG	No12	25.4mm	15.1mm	11.1mm	11.1mm	.81mm	9.5mm	1.83-2.64mm	DG Relief Notch With no Lip on Upper Leg
		1.000"	.594"	.437"	.437"	.031"	.375"	.072-.104"	
JP14/01G	No14	24.6mm	14.3mm	11.9mm	11.1mm	.81mm	9.5mm	.71-1.22mm	G Relief Notch With no Lip on Upper Leg
		.968"	.563"	.468"	.437"	.031"	.375"	.028-048"	

SPRINGFAST

SPRINGFAST

A range of captive nuts which allow fixing screws to remain fully captive (even if they should back-off slightly). Because of its design this fastener will also accept a much higher torque than the standard 'U' nut of the same size.

Prevailing Torque Nuts

Data

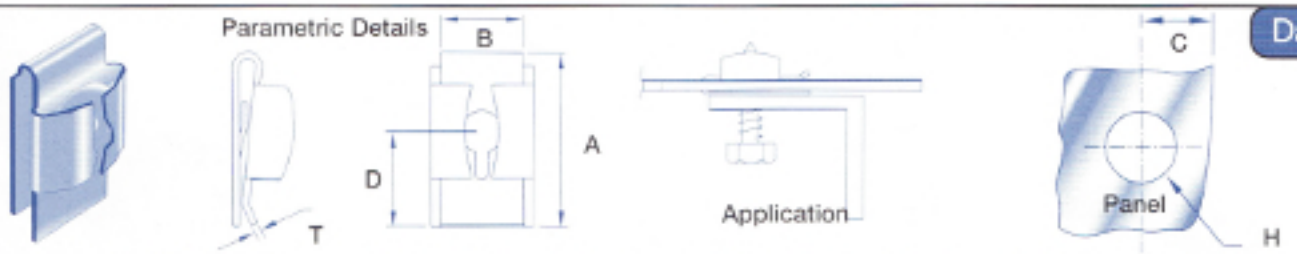

Part Number	Screw Size	A Length	B Width	C Panel Dim	D	T Thickness	H Panel Hole	Installation Torque	Panel Range
PT8/01	No8	16.5mm	11.2mm	6.73mm	7.9mm	.61mm	7.2mm	.345 kg/m	.71-1.63mm
		.650"	.440"	.265"	.311"	.024"	.283"	30 lb/in	.028-.064"
PT8/02	No8	16.5mm	11.2mm	6.6mm	7.9mm	.61mm	7.2mm	.345 kg/m	1.98-2.08mm
		.650"	.440"	.260"	.311"	.024"	.283"	30 lb/in	.078-082"
PT10/03D	No10	19.8mm	12.7mm	7.93mm	9.6mm	.71mm	7.2mm	.517 kg/m	2.03-3.05mm
		.780"	.500"	.312"	.378"	.028"	.283"	45lb/in	.80-.120"
PT10/04D	No10	24.0mm	12.7mm	13.0mm	9.6mm	.71mm	8.0mm	.517 kg/m	2.03-3.05mm
		.945"	.500"	.512"	.378"	.028"	.315"	45 lb/in	.080-.120"

These nuts fit into a recess or slot and upon the application of a fixing screw, the nut expands and becomes captive in the slot or recess.

Expansion Nuts

Data

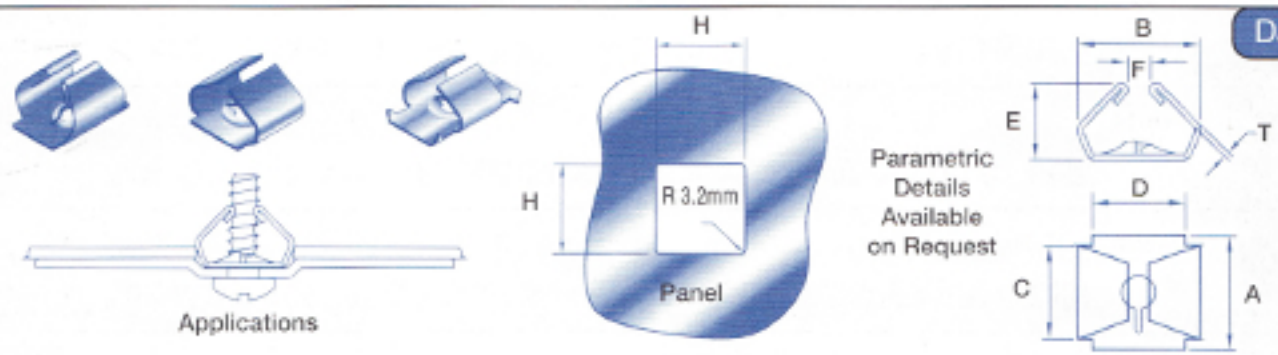

Part Number	Screw Size	Panel Range	H
SH124	No8	0.91-1.22mm	12.7mm
		.036-.048"	.500"
SH125	No6	0.81-1.00mm	10.3mm
		.031-.040"	.405"

Part Number	Screw Size	Panel Range	H
SH142	No8	0.91-1.22mm	12.7mm
		.036-.048"	.500"

Flat Nuts

Due to its self locking characteristics, it replaces a threaded nut plus lock washer or plain washer. It is light and inexpensive to use when compared with a full form thread nut.

SPRINGFAST

data

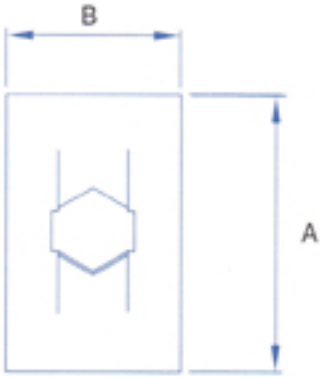

Parametric Details

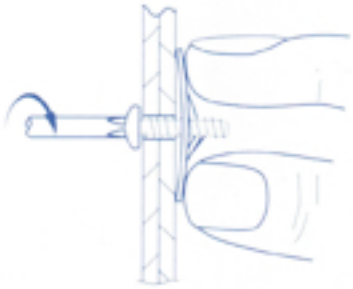

Application

variations

T-Threaded Form
Prong Type

P-Threaded Form
Helical Type
High Torque

Standard Type

Rounded
Corners

Earthing Barbs

Part Number	Screw Size	A Length	B Width	T Thickness	Design Variations
FT6/02	No6	15.1mm .594"	9.5mm .375"	.56mm .022"	A Standard Type
FT6/01C	No6	15.9mm .625"	9.5mm .375"	.56mm .022"	C Earthing Barbs
FP6/03B	No6	14.2mm .560"	9.5mm .375"	.56mm .022"	B Rounded Corners
FP6/04	No6	9.5mm .375"	9.5mm .375"	.56mm .022"	A Standard Type
FT8/01	No8	15.1mm .594"	9.5mm .375"	.61mm .024"	A Standard Type

Part Number	Screw Size	A Length	B Width	T Thickness	Design Variations
FT8/01C	No8	15.9mm .625"	9.5mm .375"	.61mm .024"	C Earthing Barbs
FTW3.16/01	3-16BSW	15.9mm .625"	9.5mm .375"	.56mm .022"	A Standard Type
FTW3.16/01C	3-16BSW	15.9mm .625"	9.5mm .375"	.56mm .022"	C Earthing Barbs
FTB2/01	2BA	15.1mm .594"	9.5mm .375"	.41mm .016"	A Standard Type

Did you know?

We produce over 100 million clips every year and export to every continent in the world.

SPRINGFAST

For more technical data please ring 01452 416688 or email: enquiries@springfast.co.uk

Cage nuts eliminate the need for welding, clinching or staking.
The 'float' feature caters for any panel hole misalignment.

Cage Nuts

SEE PAGE 14 FOR A FEATURE ON OUR UNIQUE CAGE NUT ASSEMBLING MACHINE!

Data

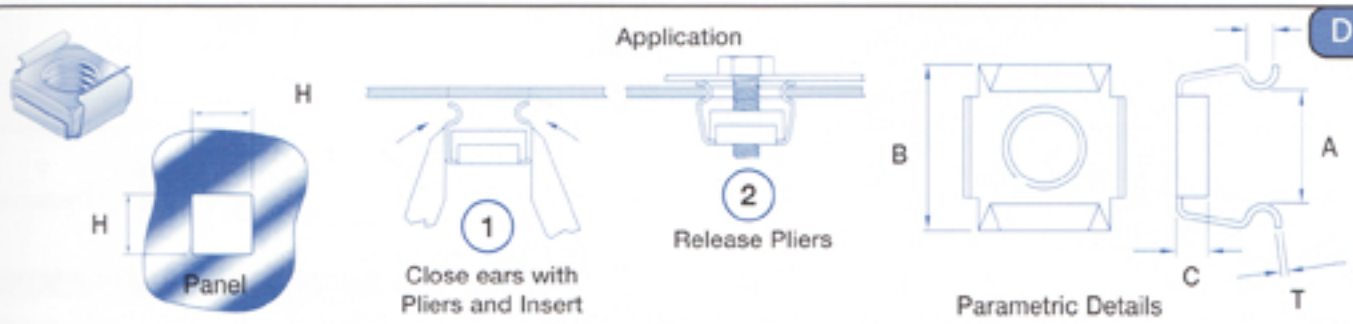

Cage Type	Panel Range	A	B	C	H	T
NARROW	.71-1.63mm	9.5mm	14.2mm	2.75mm	9.5mm	.46mm
	.028-.064"	.375"	.560"	.108"	.375"	.018"
WIDE	1.83-3.00mm	9.5mm	14.2mm	2.75mm	9.5mm	.46mm
	.072-.104"	.375"	.560"	.108"	.375"	.018"

Retaining and Edge Clips - A range of clips giving simple solutions to joining or retaining two edges of similar or different materials together.

Edge Clips

Data

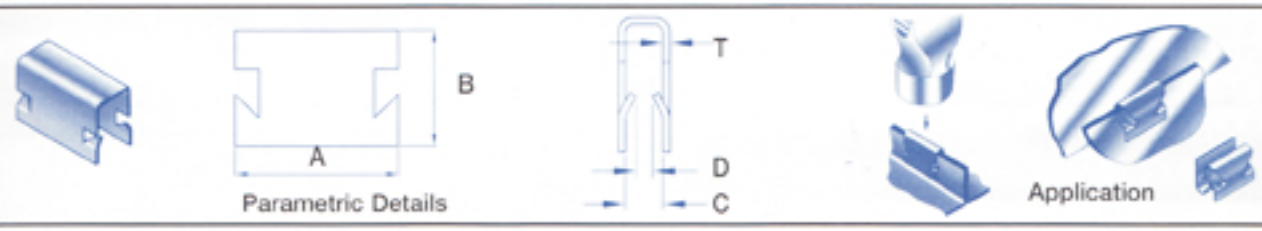

Part Number	A	B	C	D	T
EC01	12.7mm	8.90mm	2.54mm	1.02mm	.46mm
	.500"	.350"	.100"	.040"	.018"
EC02	12.7mm	9.02mm	2.54mm	.89mm	.46mm
	.500"	.355"	.100"	.035"	.018"
EC03	12.7mm	9.02mm	2.84mm	1.27mm	.46mm
	.500"	.355"	.112"	.050"	.018"
EC04	12.7mm	9.02mm	5.08mm	1.96mm	.46mm
	.500"	.355"	.200"	.077"	.018"
EC05	20mm	10.54mm	3.3mm	1.02mm	.50mm
		.415"	.13"	.040"	.020"
EC06	12.7mm	9.20mm	2.54mm	1.4mm	.38mm
	.500"	.362"	.100"	.055"	.05"

Part Number	A	B	C	D	T
EC07	12.7mm	9.02mm	3.05mm	1.83mm	.46mm
	.500"	.355"	.120"	.072"	.018"
EC08	12.7mm	10.16mm	2.16mm	1.02mm	.46mm
	.500"	.400"	.085"	.040"	.018"
EC09	31.75mm	5.74mm	4.35mm	N/A	.38mm
	1.250"	.226"	.171"	N/A	.015"
EC10	12.7mm	7.25mm	6.22mm	3.68mm	.4mm
	.500"	.285"	.245"	.145"	.016"
EC11	12.7mm	13.72mm	4.7mm	3.05mm	.50mm
	.500"	.540"	.185"	.120"	.020"
EC12	12.7mm	8.9mm	5.90mm	4.8mm	.55mm
	.500"	.350"	.232"	.190"	.0222

Push on Fixes Rectangular

Ideal for providing a fast secure attachment to unthreaded studs, tube, etc.

Various shape versions also available.

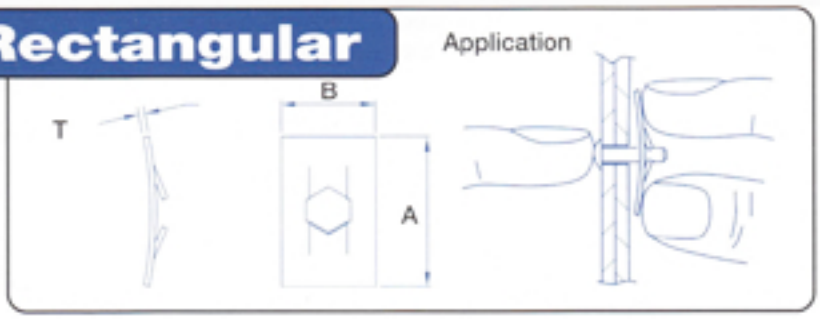

Part Number	Stud Size	Stud Tolerance	A Length	B Width	T Thickness
SFM/250	2.5mm	2.44-2.55mm	11.1mm	6.4mm	.30mm
SFM/301	3.0mm	2.94-3.05mm	12.7mm	8.0mm	.30mm
SFM/401	4.0mm	3.93-4.05mm	14.7mm	9.5mm	.38mm
SFM/501	5.0mm	4.93-5.05mm	16mm	9.5mm	.38mm
SFM/601	6.0mm	5.92-6.05mm	19.0mm	12.7mm	.40mm

Part Number	Stud Size	Stud Tolerance	A Length	B Width	T Thickness
SF/093	3/32"	.091-.094"	.437"	.250"	.012"
SF/125	1/8"	.122-.126"	.500"	.312"	.012"
SF/156	5/32"	.153-157"	.562"	.375"	.015"
SF/187	3/16"	.184-189"	.625"	.375"	.015"
SF/250	1/4"	.246-252"	.750"	.500"	.016"

Push on Fixes Round

Ideal for providing a fast secure attachment to unthreaded studs, tube, etc.

Various shape versions also available.

Parts Available in sizes up to 25mm

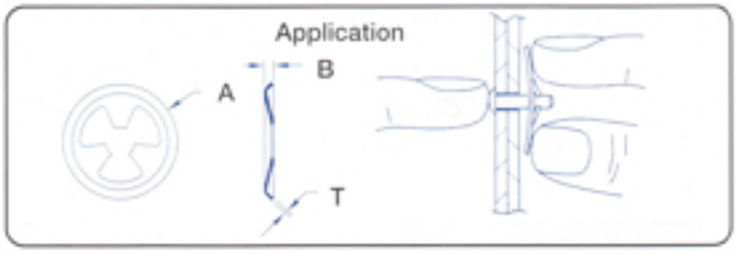

Part Number	Basic Stud Size	A Diameter	T Thickness
RFM/151	1.5mm	9.7mm	.21mm
RFM/201	2.0mm	9.7mm	.21mm
RFM/301	3.0mm	9.7mm	.21mm
RFM/401	4.0mm	11.5mm	.21mm
RFM/501	5.0mm	11.5mm	.21mm
RFM/601	6.0mm	15.2mm	.26mm

Part Number	Basic Stud Size	A Diameter	T Thickness
RFM/701	7.0mm	15.2mm	.26mm
RFM/801	8.0mm	15.2mm	.26mm
RFM/901	9.0mm	18.4mm	.30mm
RFM/1001	10.0mm	18.4mm	.30mm
RFM/1201	12.00mm	18.4mm	30mm
RFM/1301	13.00mm	18.4mm	30mm

SPRINGFAST

For more technical data please ring 01452 416688 or email: enquiries@springfast.co.uk

Cable Clips

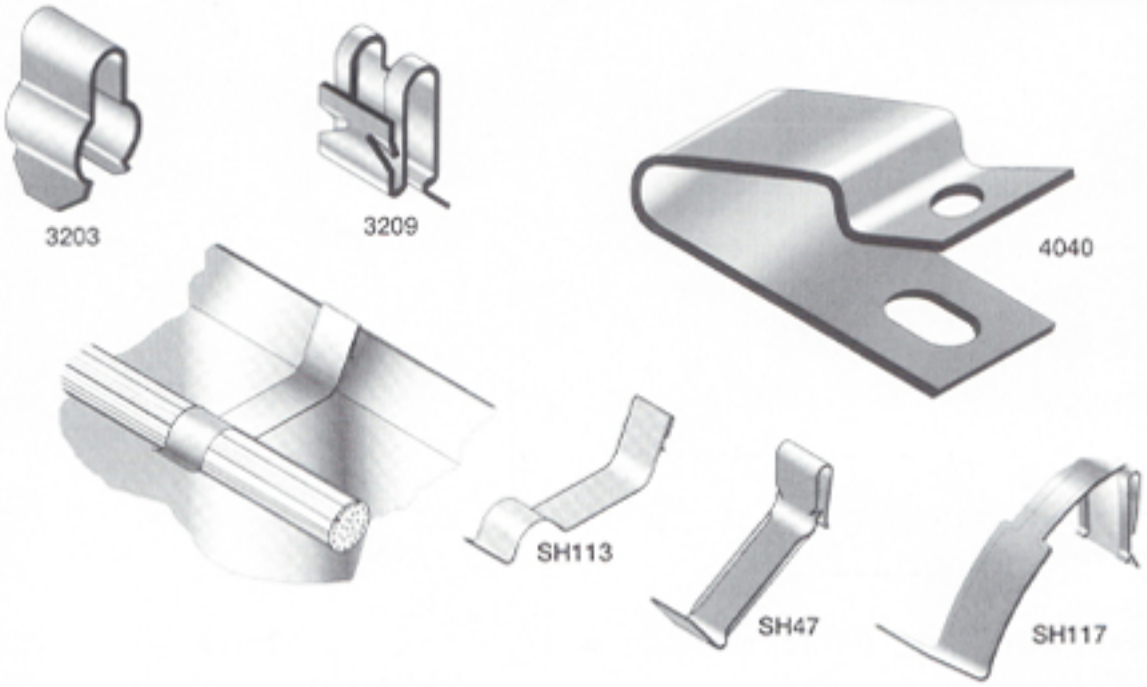

Fire Rope Clip

Specials

Shown here are just a few examples of the products that Springfast has designed and manufactured to meet specific customer requirements

Gas Ignition Clips

Computer Clips



SPRINGFAST

Cage Nut Assembly Machine

The Problem

Springfast's cage nuts had previously been assembled by hand resulting in high unit costs and increased lead times.

To improve this situation we needed to fully automate the assembly process.

The Solution

A dedicated system consisting of three automatic machines was designed, developed and manufactured by Springfast specifically for the assembly of the existing range of cage nut fasteners.

Some of its main features are listed below:

- Automatic sensing of finished assembly, ensuring correct nut to cage alignment
- Fail safe detection of hole in square nut
- Fully adjustable batch counting facility
- High speed component handling techniques
- The use of various proximity and fibre optic sensors, ensure a minimal reject rate is achieved



The Impact

As a result of these improvements Springfast can now offer an unrivalled service in the manufacture, assembly and provision of high quality cage nut fasteners.

The previous problems associated with manual assembly have now been overcome resulting in a high quality product being offered to our customers at an extremely competitive price.

For more technical data please ring 01452 416688 or email: enquiries@springfast.co.uk

Just one of the innovative ideas that sets Springfast apart from the competition

SPRINGFAST

Technical Data

Finishes

All our components come with the options of various finishes, colour and corrosion resistance.

Type of Finish	Colour	Corrosion Resistance
Heat Treated	Tempered Blue	None
Lightly Oiled	Tempered Blue	Light Protection
Mild Steel	Self	None
Zintec-Electro Galvanised Mild Steel	Grey	Reasonable Protection to Corrosion
Chromate Passivated Electro-Plated (Zn3)	Yellow	High Protection
Chromate Passivated Electro-Plated (Zn2)	Yellow	High Protection
Clear Passivated Electro-Plated (Zn2)	Silver	High Protection
Black Passivated	Black	High Protection
Nickel Passivated	Silver	High Protection
Chromate Passivated Electro-Plated (Zn10)	Yellow	Very High Protection
Dacromat	Silver Grey	High Protection
Stainless Steel	Self	Very High Protection
Spring Steel in Soft Condition	Self	None
Berilium Copper	Copper	High Protection
Phosphate and Oil	Dark Grey	Limited Protection
Brass	Self	High Protection
Phosphor Bronze	Self	High Protection
Chemical Black	Black	Limited Protection
Zinc and Nickel Yellow Passivated	Yellow	High Protection
Black Xylan	Dark Grey	High Protection

Torque Settings

Our Spring Steel nuts are manufactured to suit type AB sheet metal screws to British Standard BS 4174, or to the appropriate standard for certain I.S.O. metric and imperial sizes of machine screw.

This chart shows the amount of torque that would normally be used on the 'prong' type thread form. A greatly increased torque will be obtained with the helical type thread impression.

Screw Size	N/M	lbs/ins
4AB	0.678	6
6AB	1.356	12
8AB	2.034	18
10AB	2.271	24
12AB	3.390	30
14AB	4.746	42
4mm	0.678	6
5mm	1.243	11
6mm	1.808	16

Screw Size	N/M	lbs/ins
2AB	0.791	7
4AB	0.452	4
6AB	0.226	2
10AB	1.243	11
10AB	0.791	7
3/16BSW	1.243	11
1/4BSW	2.260	20
1/4 ACME	5.650	50
5/16 ACME	8.475	75

How To Find Us

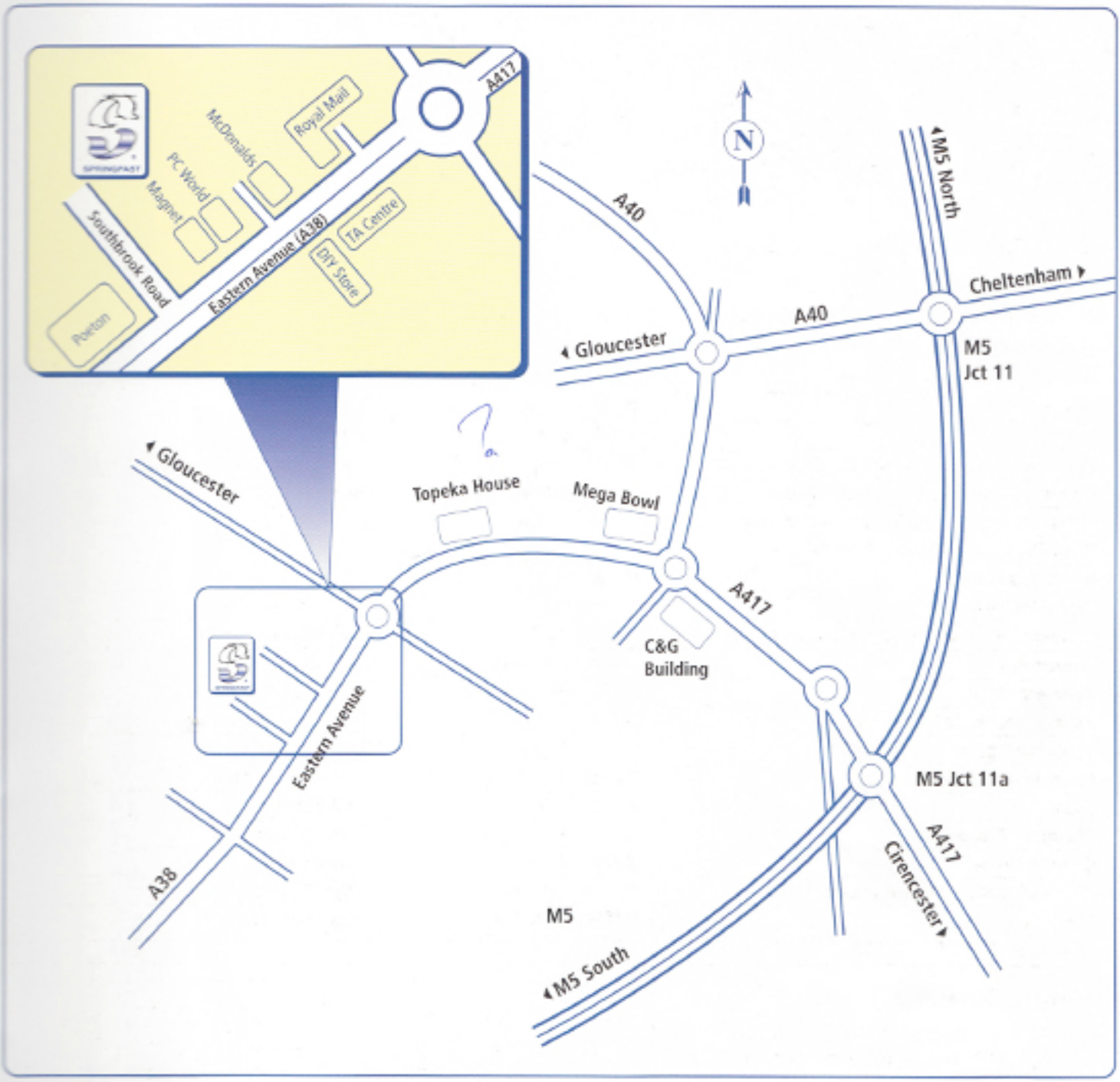

SPRINGFAST LTD
Southbrook House, Southbrook Road
Gloucester GL4 3YY, England

Tel: (44) 01452 416688
Fax: (44) 01452 308723

Web: www.springfast.co.uk
Email: enquiries@springfast.co.uk

Head Office and Main Manufacturing Facility Gloucester

SPRINGFAST

Southbrook House
Southbrook Road
Gloucester GL4 3YY
United Kingdom

Tel: (44) 01452 416688, Fax: (44) 01452 308723
Web: www.springfast.co.uk
Email: enquiries@springfast.co.uk

FM 23534